

FRONT ELEVATION B

SQUARE FOOTAGE	
HEATED AREAS	ELEV 'B'
LIVING	1842 SQ. FT.
TOTAL HEATED SF	1842 SQ. FT.
UNHEATED AREAS	
2-CAR GARAGE	390 SQ. FT.
COVERED AREAS	
FRONT PORCH	30 SQ. FT.
OPTIONAL COVERED PATIO	80 SQ. FT.
UNCOVERED AREAS	
PAD	16 SQ. FT.
HEATED OPTIONS	
OPTIONAL DEN I.L.O. BEDRM. 3	0
OPTIONAL BEDRM. 4/ BATH	0
OPTIONAL POWDER ROOM	0
OPTIONAL GUEST RETREAT	0
UNHEATED OPTIONS	
OPTIONAL 1-CAR GARAGE	240 SQ. FT.

OVERALL WIDTH AND DEPTH:

STANDARD:  
OPT. 1 CAR GARAGE:  
OPT. COVERED PATIO:

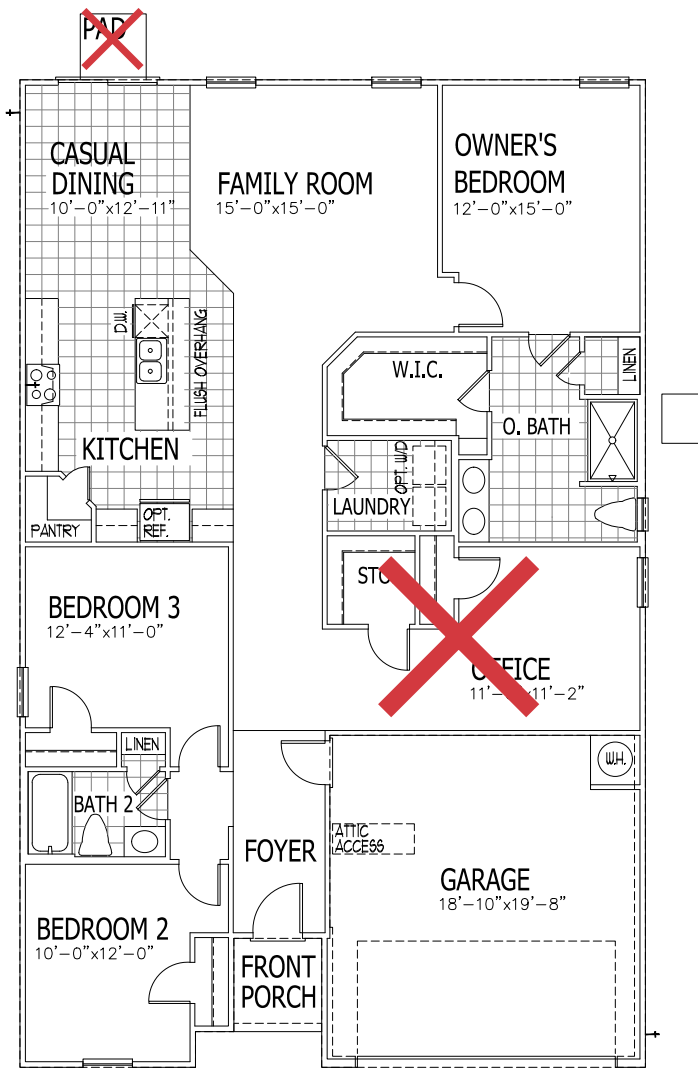
38'-0" WIDTH BY 60'-0" DEPTH  
ADD 12'-0" TO WIDTH, 0'-0" TO DEPTH  
ADD 0'-0" TO WIDTH, 8'-0" TO DEPTH

VENTURE  
ELEVATION "B"

PRICES, PROMOTIONS, INCENTIVES, FEATURES, OPTIONS, FLOOR PLANS, ELEVATIONS, DESIGNS, MATERIALS AND DIMENSIONS ARE SUBJECT TO CHANGE WITHOUT NOTICE. SQUARE FOOTAGE AND DIMENSIONS ARE ESTIMATED AND MAY VARY IN ACTUAL CONSTRUCTION. ACTUAL POSITION OF HOUSE ON LOT WILL BE DETERMINED BY THE SITE PLAN AND PLOT PLAN. FLOOR PLANS AND ELEVATION RENDERINGS ARE ARTIST CONCEPTION. FLOOR PLANS ARE THE COPYRIGHTED PROPERTY OF DREAM FINDERS HOMES. ANY USE, REPRODUCTION, ADAPTATION, OR DISPLAY OF THE PLANS IS STRICTLY PROHIBITED. SEE NEW HOME SALES CONSULTANT FOR CURRENT DETAIL. COPYRIGHT © DREAM FINDERS HOMES

FD: 10-29-24





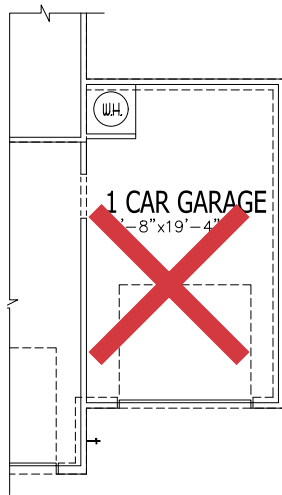
**VENTURE  
FLOOR PLAN**

ELEVATION A SHOWN

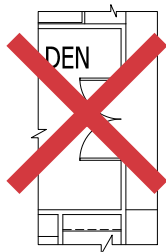
PRICES, PROMOTIONS, INCENTIVES, FEATURES, OPTIONS, FLOOR PLANS, ELEVATIONS, DESIGNS, MATERIALS AND DIMENSIONS ARE SUBJECT TO CHANGE WITHOUT NOTICE. SQUARE FOOTAGE AND DIMENSIONS ARE ESTIMATED AND MAY VARY IN ACTUAL CONSTRUCTION. ACTUAL POSITION OF HOUSE ON LOT WILL BE DETERMINED BY THE SITE PLAN AND PLOT PLAN. FLOOR PLANS AND ELEVATION RENDERINGS ARE ARTIST CONCEPTION. FLOOR PLANS ARE THE COPYRIGHTED PROPERTY OF DREAM FINDERS HOMES. ANY USE, REPRODUCTION, ADAPTATION, OR DISPLAY OF THE PLANS IS STRICTLY PROHIBITED. SEE NEW HOME SALES CONSULTANT FOR CURRENT DETAIL. COPYRIGHT © DREAM FINDERS HOMES

PD: 10-29-24

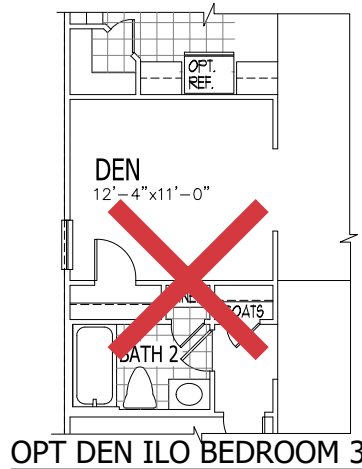




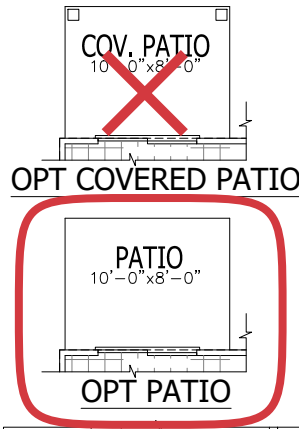
OPT 1 CAR GARAGE



OPT DOORS AT DEN

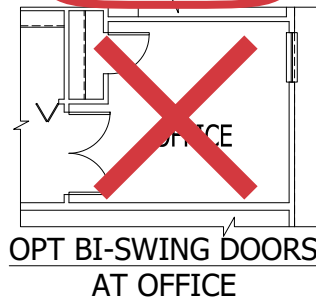


OPT DEN ILO BEDROOM 3

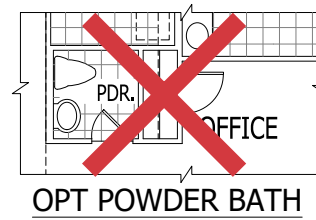


OPT COVERED PATIO


OPT PATIO



OPT BI-SWING DOORS AT OFFICE



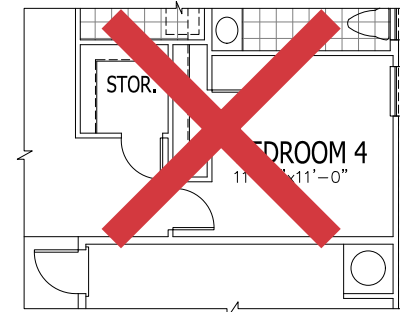
OPT POWDER BATH



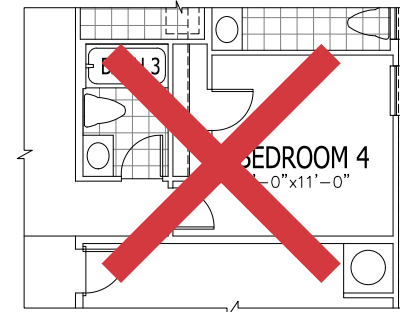
OPT OWNER'S BATH 3



OPT OWNER'S BATH 2



OPT BEDROOM 4 ILO OFFICE



OPT BEDROOM 4 AND BATH 3

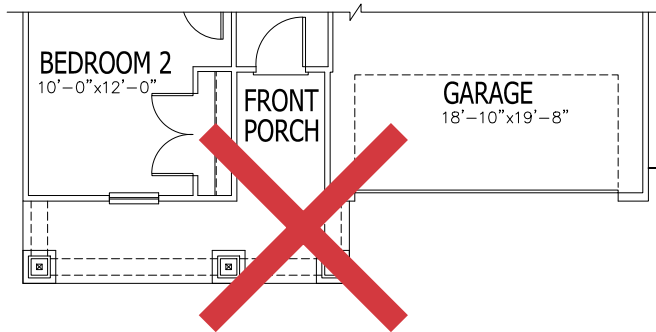


OPT GUEST RETREAT

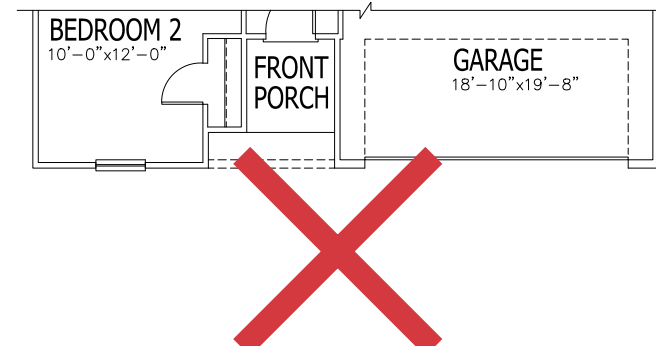
PRICES, PROMOTIONS, INCENTIVES, FEATURES, OPTIONS, FLOOR PLANS, ELEVATIONS, DESIGNS, MATERIALS AND DIMENSIONS ARE SUBJECT TO CHANGE WITHOUT NOTICE. SQUARE FOOTAGE AND DIMENSIONS ARE ESTIMATED AND MAY VARY IN ACTUAL CONSTRUCTION. ACTUAL POSITION OF HOUSE ON LOT WILL BE DETERMINED BY THE SITE PLAN AND PLOT PLAN. FLOOR PLANS AND ELEVATION RENDERINGS ARE ARTIST CONCEPTION. FLOOR PLANS ARE THE COPYRIGHTED PROPERTY OF DREAM FINDERS HOMES. ANY USE, REPRODUCTION, ADAPTATION, OR DISPLAY OF THE PLANS IS STRICTLY PROHIBITED. SEE NEW HOME SALES CONSULTANT FOR CURRENT DETAIL. COPYRIGHT © DREAM FINDERS HOMES

VENTURE  
FLOOR PLAN  
OPTIONS

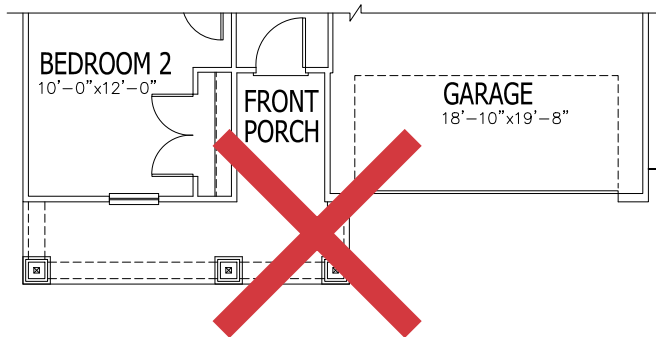




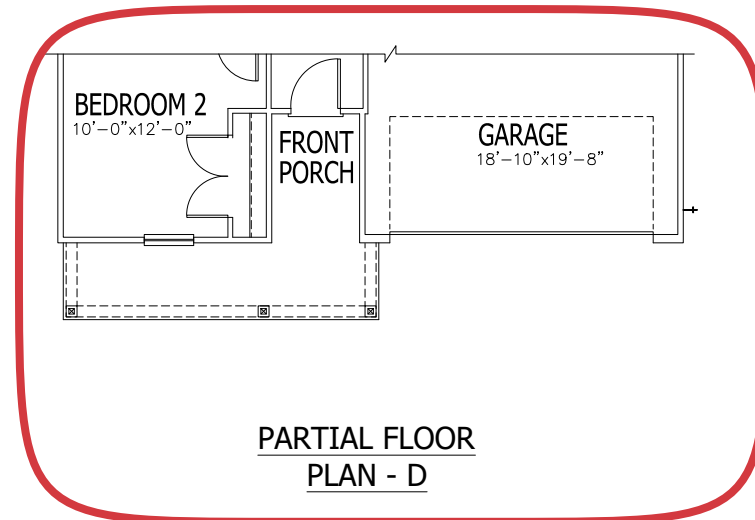
PARTIAL FLOOR  
PLAN - D2



PARTIAL FLOOR  
PLAN - B



PARTIAL FLOOR  
PLAN - D3



PARTIAL FLOOR  
PLAN - D

VENTURE  
FLOOR PLAN  
OPTIONS

PRICES, PROMOTIONS, INCENTIVES, FEATURES, OPTIONS, FLOOR PLANS, ELEVATIONS, DESIGNS, MATERIALS AND DIMENSIONS ARE SUBJECT TO CHANGE WITHOUT NOTICE. SQUARE FOOTAGE AND DIMENSIONS ARE ESTIMATED AND MAY VARY IN ACTUAL CONSTRUCTION. ACTUAL POSITION OF HOUSE ON LOT WILL BE DETERMINED BY THE SITE PLAN AND PLOT PLAN. FLOOR PLANS AND ELEVATION RENDERINGS ARE ARTIST CONCEPTION. FLOOR PLANS ARE THE COPYRIGHTED PROPERTY OF DREAM FINDERS HOMES. ANY USE, REPRODUCTION, ADAPTATION, OR DISPLAY OF THE PLANS IS STRICTLY PROHIBITED. SEE NEW HOME SALES CONSULTANT FOR CURRENT DETAIL. COPYRIGHT © DREAM FINDERS HOMES

FD: 10-29-24

