


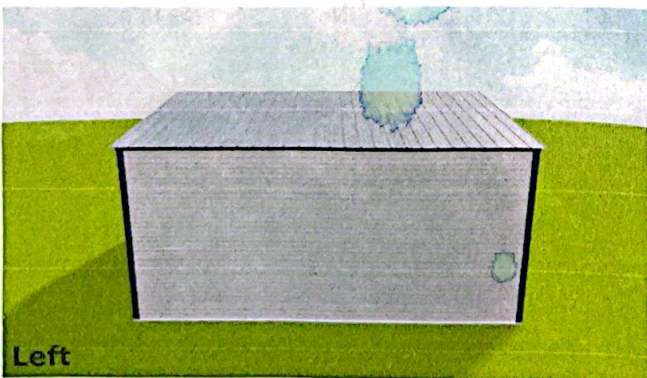




+1-877-272-8276

sales@steelbuildingsandstructures.com

ORDER REFERENCE #	ORDER DATE	BUILDING TYPE
f275d01f-89b2-4c36-8f8e-2b65009c7794	Nov. 9, 2022, 4:57 p.m.	Garage

CUSTOMER INSTALLATION	PHONE	EMAIL	ADDRESS
Quote .	2522298248	tcsgraceland@gmail.com	7645 US 70 East. Newport Newport, NC 28532
CUSTOMER BILLING	PHONE	EMAIL	ADDRESS
Quote .	2522298248	tcsgraceland@gmail.com	7645 US 70 East. Newport Newport, NC 28532
DEALER	PHONE	EMAIL	ADDRESS
Ray Toler Toler's Coastal Structures	2522298248	tcsgraceland@gmail.com	7645 US 70 East. Newport Newport, NC 28570
CUSTOMER NOTES	DEALER NOTES		



SIZE (W X L X H)		ROOF WIDTH	ROOF LENGTH	BASE LENGTH	ROOF HEIGHT
20' x 21' x 9'		20'	21'	20'	9'
GAUGE	ROOF TYPE	CERTIFIED	SURFACE	ELECTRICITY	PANEL ORIENTATION
14	vertical	155-certified	Cement	No	side-horizontal
ROOF COLOR	END COLOR	SIDE COLOR	TRIM COLOR	WAINSCOT COLOR	COLORED SCREWS
Quaker Gray	Pewter Gray	Pewter Gray	Black		No

MAIN SECTION			
ELEMENT	ITEM	DESCRIPTION	PRICE
Roof	Dimensions	20x21	\$2750.00
Legs	Height	9' single	\$220.00
Building	Engineer Certified	155-certified	\$400.00
Sides	Left Side	fully-enclosed side-horizontal	\$340.00
Sides	Right Side	fully-enclosed side-horizontal	\$340.00
Ends	Front End	fully-enclosed - side-horizontal	\$1015.00
Ends	Back End	fully-enclosed - side-horizontal	\$1015.00
Insulation	fiberglass	roof, front, back, left, right	\$2976.00
Openings	Combined	1 walk-in-door, 1 grid-window, 1 garage-door (certified)	\$1495.00
			DISCOUNT CODE
			FALL2022
			SUBTOTAL
			\$10551.00
			MANUFACTURER DISCOUNT
			-\$527.55
			TAXES
			\$676.58
			MANUFACTURER TOTAL
			\$10700.03
			DEPOSIT TOTAL
			\$0.00
			DELIVERY TOTAL
			\$10700.03

CUSTOMER SIGNATURE	DATE	DEALER/MANUFACTURER SIGNATURE	DATE

OPENING TOTALS						
QUANTITY	TYPE	WIDTH	HEIGHT	DUTCH	HEADER	TOTAL PRICE
1	garage-door (certified)	10'	8'	Yes	No	\$925.00
1	grid-window	30"	36"	No	No	\$240.00
1	walk-in-door	36"	80"	No	No	\$330.00