Heated SQFT	
Description	Area
1st Floor Livable	2528 SF
Gross Heated SF	2528 SF

Unheated SQFT	
Description	Area
Front Porch	192 SF
Rear Cov'd Porch	200 SF
Garage	546 SF

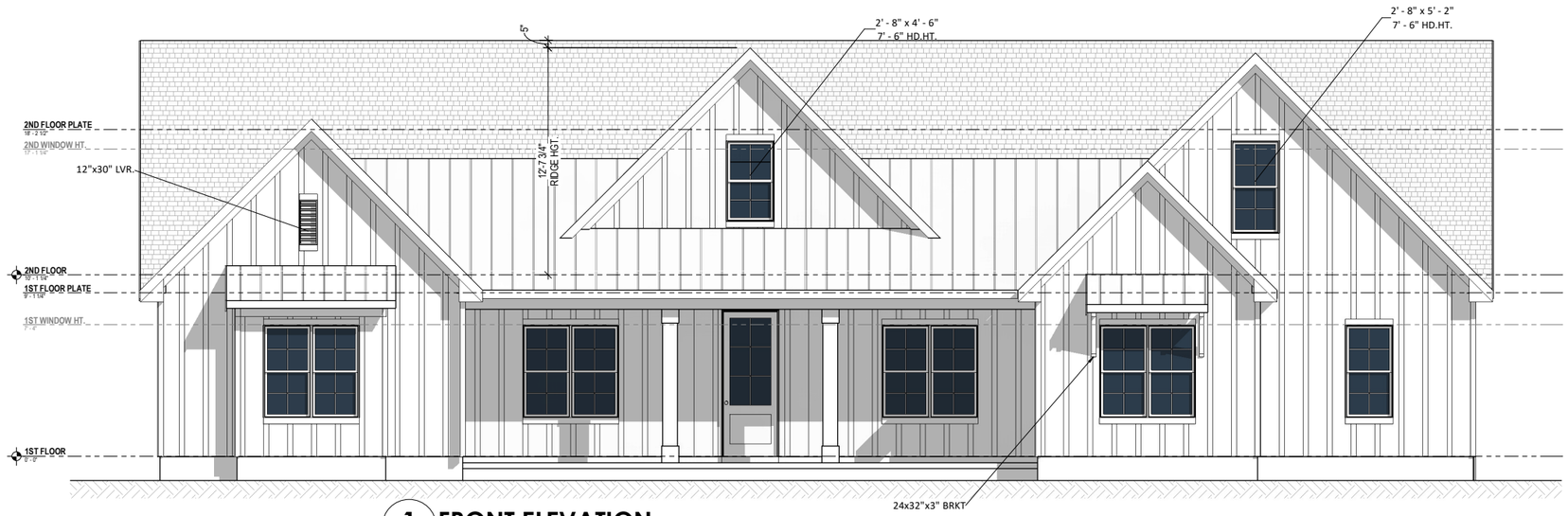

1 A-1.1 **FRONT ELEVATION**

1/8" = 1'-0" WHEN PRINTED ON 11"x17" / ANSI B PAPER SIZE
1/4" = 1'-0" WHEN PRINTED ON 22"x34" / ANSI D PAPER SIZE

2 A-1.1 **3D View**

1/4" = 1'-0" WHEN PRINTED ON 11"x17" / ANSI B PAPER SIZE
WHEN PRINTED ON 22"x34" / ANSI D PAPER SIZE

MEAN ROOF HGT = 19'-10 1/2"

ENERGY COMPLIANCE MINIMUMS
MAX GLAZING U-FACTOR = 0.35
WALL R-VALUE = 15
CEILING R-VALUE = 38
FLOOR R-VALUE = 19

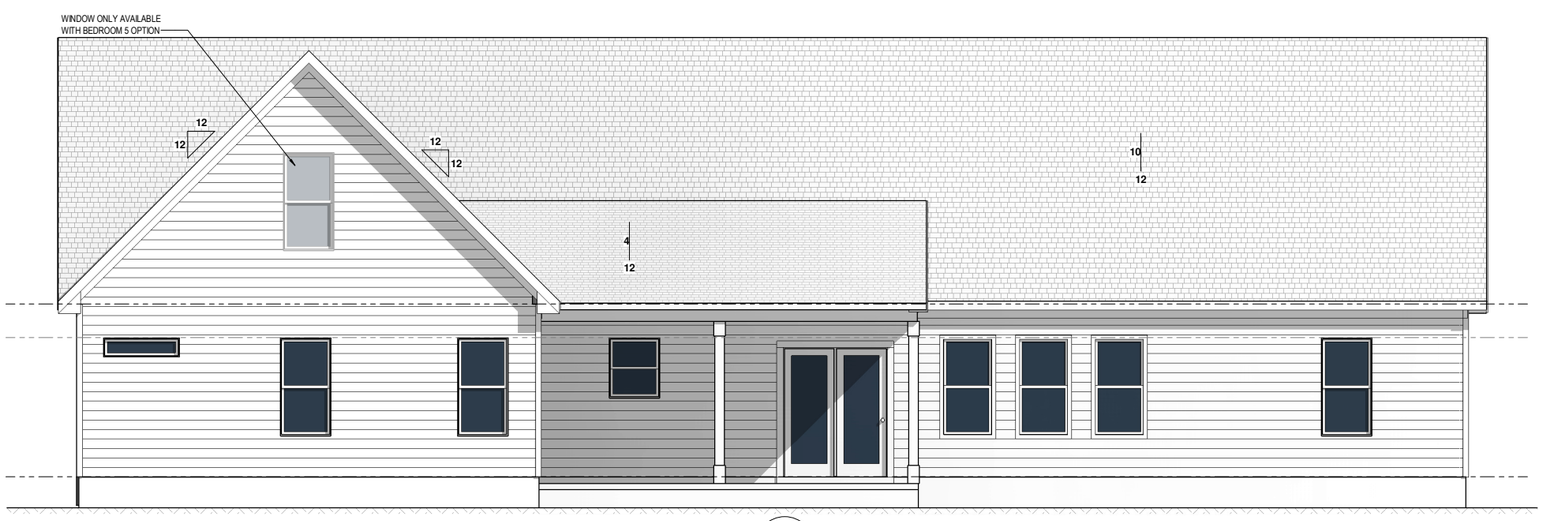

5 A-1.1 **REAR ELEVATION**

1/8" = 1'-0" WHEN PRINTED ON 11"x17" / ANSI B PAPER SIZE
1/4" = 1'-0" WHEN PRINTED ON 22"x34" / ANSI D PAPER SIZE

PLANSOURCE DESIGNS
where design meets innovation

PLANSOURCE DESIGNS, PLLC
NC FIRM LICENSE #:
P-2917

Sage

Superior Homes of the Sandhills

Front Elevation

Date: 1/15/25

Drawn By: sgm

Checked By: sgm

A-1.1

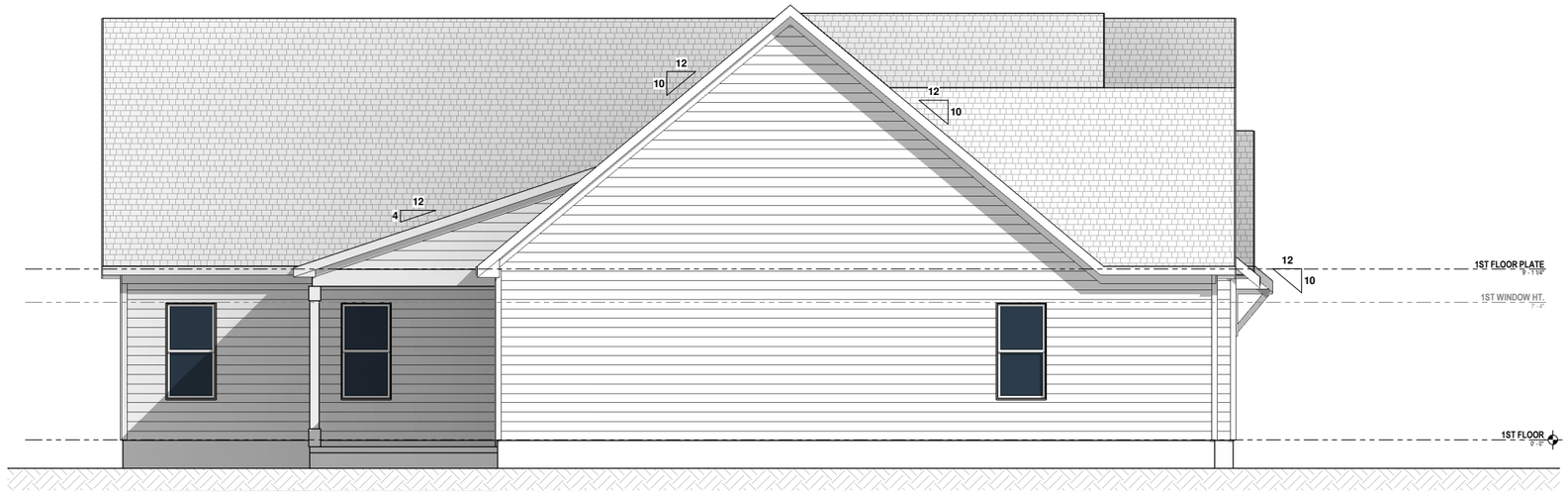

1 LEFT ELEVATION

A-1.2

1/8" = 1'-0" WHEN PRINTED ON 11"x17" / ANSI B PAPER SIZE
1/4" = 1'-0" WHEN PRINTED ON 22"x34" / ANSI D PAPER SIZE

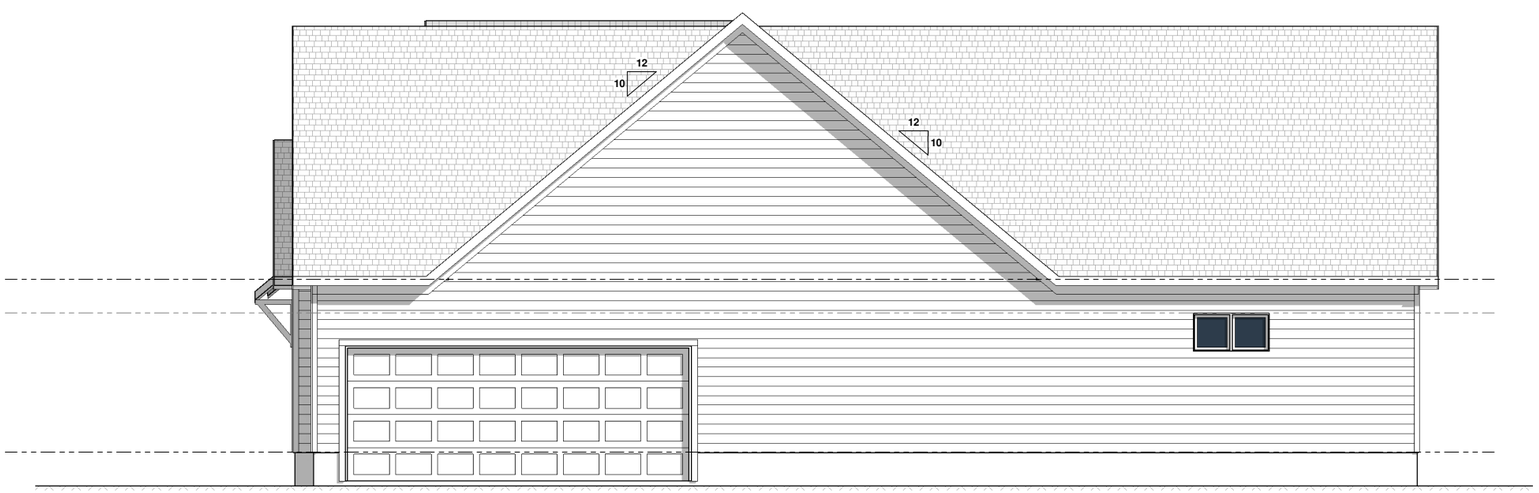

3 RIGHT ELEVATION

A-1.2

1/8" = 1'-0" WHEN PRINTED ON 11"x17" / ANSI B PAPER SIZE
1/4" = 1'-0" WHEN PRINTED ON 22"x34" / ANSI D PAPER SIZE

PLANSOURCE DESIGNS
where design meets innovation

PLANSOURCE DESIGNS, PLLC
NC FIRM LICENSE #:
P-2917

Sage

Superior Homes of the Sandhills

Sides and Rear Elevations

Date: 1/15/25

Drawn By: SGM

Checked By: SGM

A-1.2

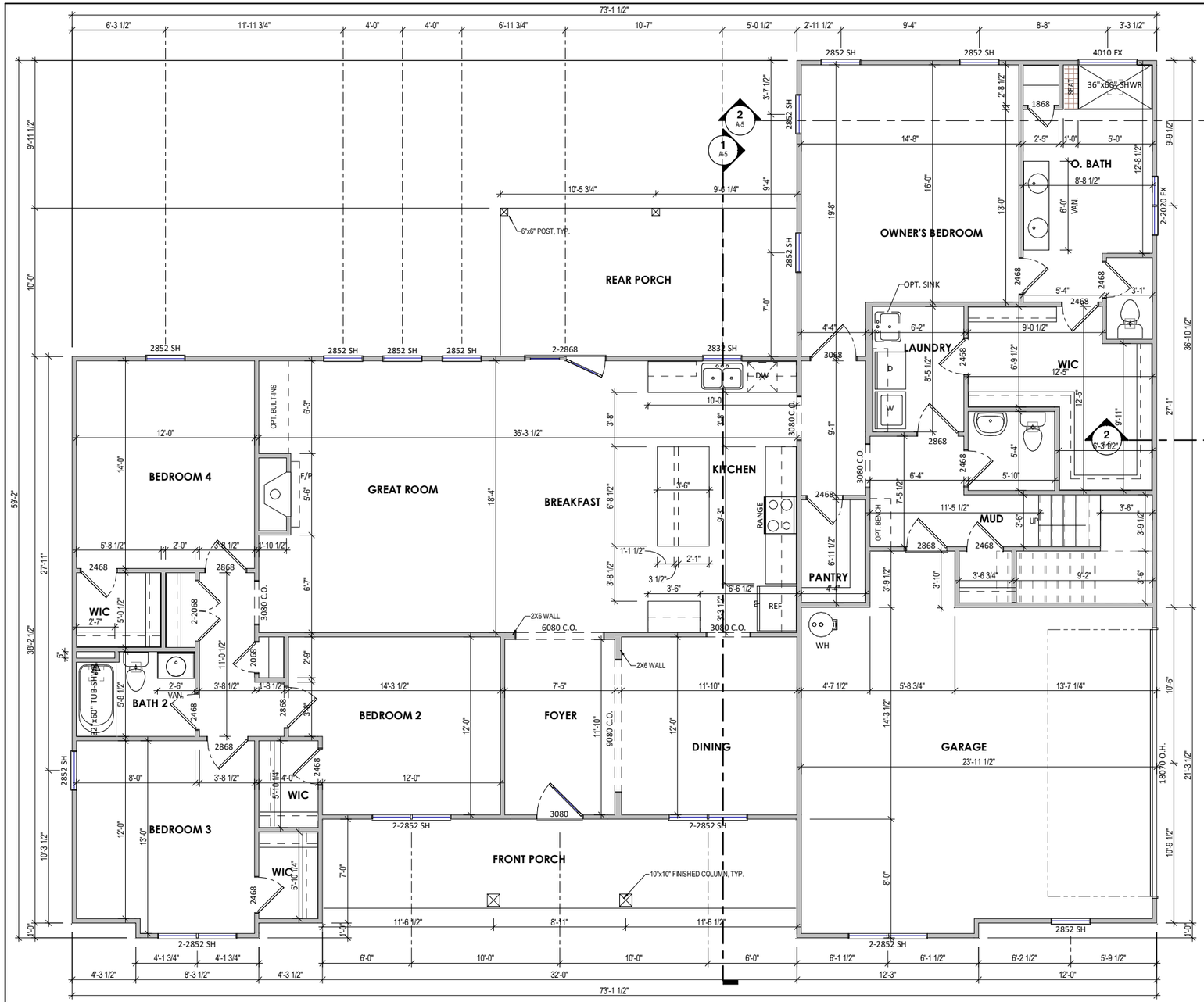

1 1st Floor Plan

A-2.1

1/8" = 1'-0" WHEN PRINTED ON 11"x17" / ANSI B PAPER SIZE
1/4" = 1'-0" WHEN PRINTED ON 22"x34" / ANSI D PAPER SIZE

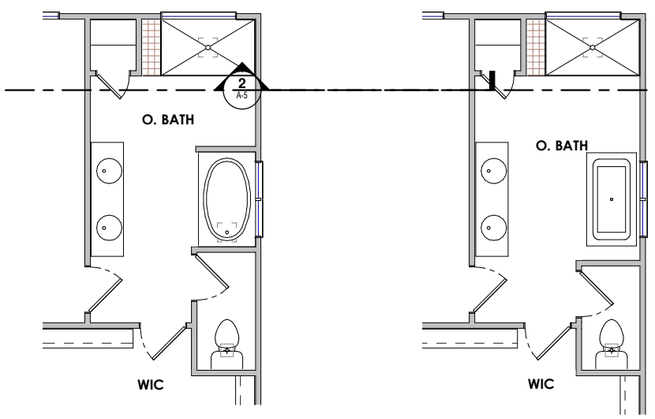

3 O. Bath Upgrade 1

A-2.1

1/8" = 1'-0" WHEN PRINTED ON 11"x17" / ANSI B PAPER SIZE
1/4" = 1'-0" WHEN PRINTED ON 22"x34" / ANSI D PAPER SIZE

4 O. Bath Upgrade 2

A-2.1

1/8" = 1'-0" WHEN PRINTED ON 11"x17" / ANSI B PAPER SIZE
1/4" = 1'-0" WHEN PRINTED ON 22"x34" / ANSI D PAPER SIZE

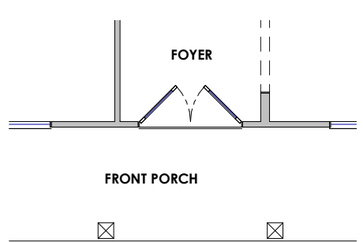

2 Opt Double Front Door

A-2.1

1/8" = 1'-0" WHEN PRINTED ON 11"x17" / ANSI B PAPER SIZE
1/4" = 1'-0" WHEN PRINTED ON 22"x34" / ANSI D PAPER SIZE

PLANSOURCE DESIGNS
where design meets innovation

PLANSOURCE DESIGNS, PLLC
NC FIRM LICENSE #:
P-2917

Sage

Superior Homes of the Sandhills

First Floor Plan

Date: 1/15/25

Drawn By: sgm

Checked By: sgm

A-2.1

2nd Floor Options	
Description	Area
Rec Room Adds	347 SF
Rec Room w/ Bed 5 Adds	693 SF

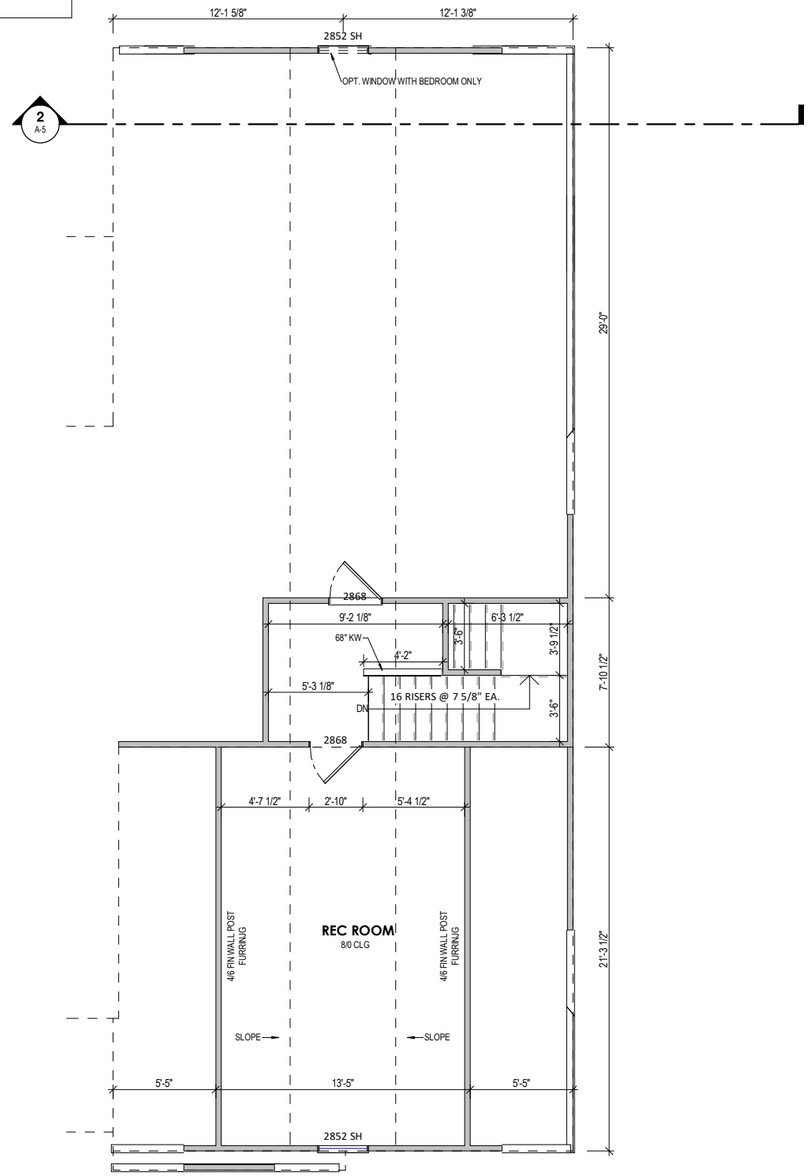

1 A-2.2 **2nd Floor Plan Rec Room**

1/8" = 1'-0" WHEN PRINTED ON 11"x17" / ANSI B PAPER SIZE
1/4" = 1'-0" WHEN PRINTED ON 22"x34" / ANSI D PAPER SIZE

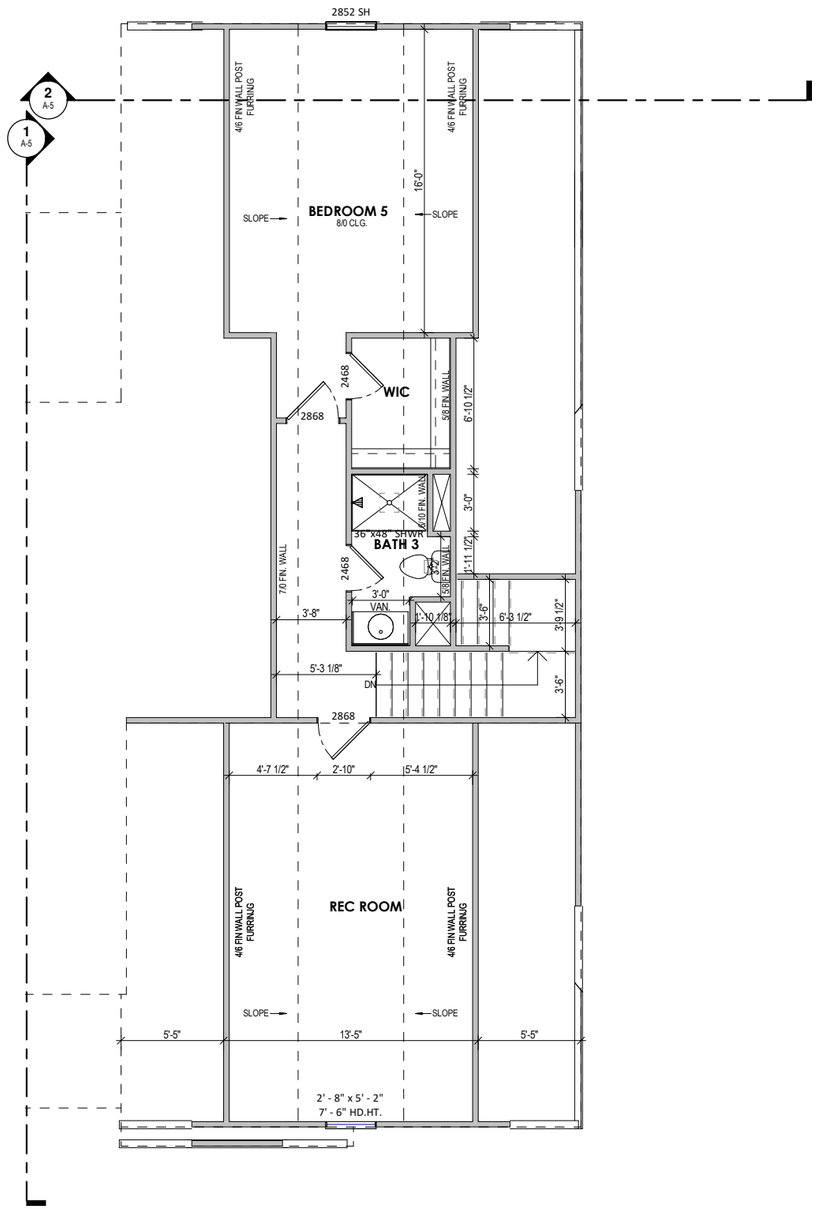

2 A-2.2 **2nd Floor Plan Rec Room w/ Bed 5**

1/8" = 1'-0" WHEN PRINTED ON 11"x17" / ANSI B PAPER SIZE
1/4" = 1'-0" WHEN PRINTED ON 22"x34" / ANSI D PAPER SIZE

PLANSOURCE DESIGNS
where design meets innovation

PLANSOURCE DESIGNS, PLLC
NC FIRM LICENSE #:
P-2917

Sage

Superior Homes of the Sandhills

Second Floor Plan

Date: 1/15/25

Drawn By: sgm

Checked By: sgm

A-2.2

NOTE: THIS SHEET IS AN ARCHTIECTURAL FOUNDATION SHEET INTENDED ONLY FOR EXTERIOR DIMENSIONS AND VISUALIZATION OF THE FOUNDATION PERIMETER

SEE SEALED STRUCTURAL PAGE FOR INFORMATION REGARDING, BUT NOT LIMITED TO, FOOTING LOCATIONS AND SPECIFICATIONS, SLAB THICKNESS AND COMPACTION

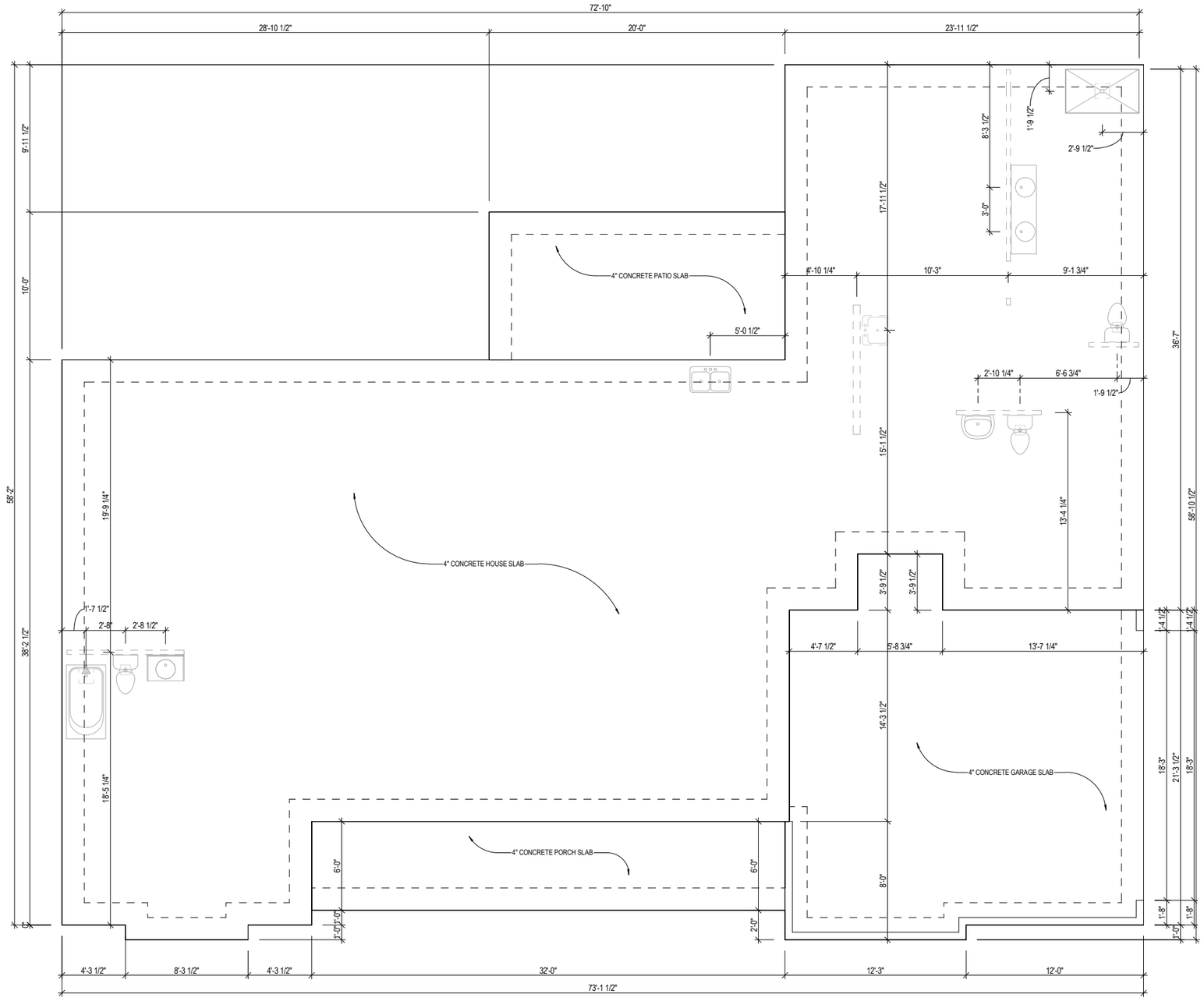

NOTE: PLANSOURCE DESIGNS IS NOT RESPONSIBLE FOR THE STRUCTURAL CALCULATIONS FOR THIS CONSTRUCTION PLAN SET. ALL STRUCTURAL DESIGN ELEMENTS, INCLUDING BUT NOT LIMITED TO, BEAM SIZES, FLOOR SPANS, STUD COLUMNS AND FOOTING SIZES, ARE TO BE THE RESPONSIBILITY OF THE BUILDER AND/OR ENGINEER

1 A-3.1 **Slab Interface Plan**

1/8" = 1'-0" WHEN PRINTED ON 11"x17" / ANSI B PAPER SIZE
1/4" = 1'-0" WHEN PRINTED ON 22"x34" / ANSI D PAPER SIZE

PLANSOURCE DESIGNS
where design meets innovation

PLANSOURCE DESIGNS, PLLC
NC FIRM LICENSE #:
P-2917

Sage	
Superior Homes of the Sandhills	
Mono Slab Interface	
Date: 1/15/25	
Drawn By: sgm	
Checked By: sgm	

A-3.1

NOTE: THIS SHEET IS AN ARCHTIECTURAL FOUNDATION SHEET INTENDED ONLY FOR EXTERIOR DIMENSIONS AND VISUALIZATION OF THE FOUNDATION PERIMETER

SEE SEALED STRUCTURAL PAGE FOR INFORMATION REGARDING, BUT NOT LIMITED TO, FOOTING LOCATIONS AND SPECIFICATIONS, SLAB THICKNESS AND COMPACTION

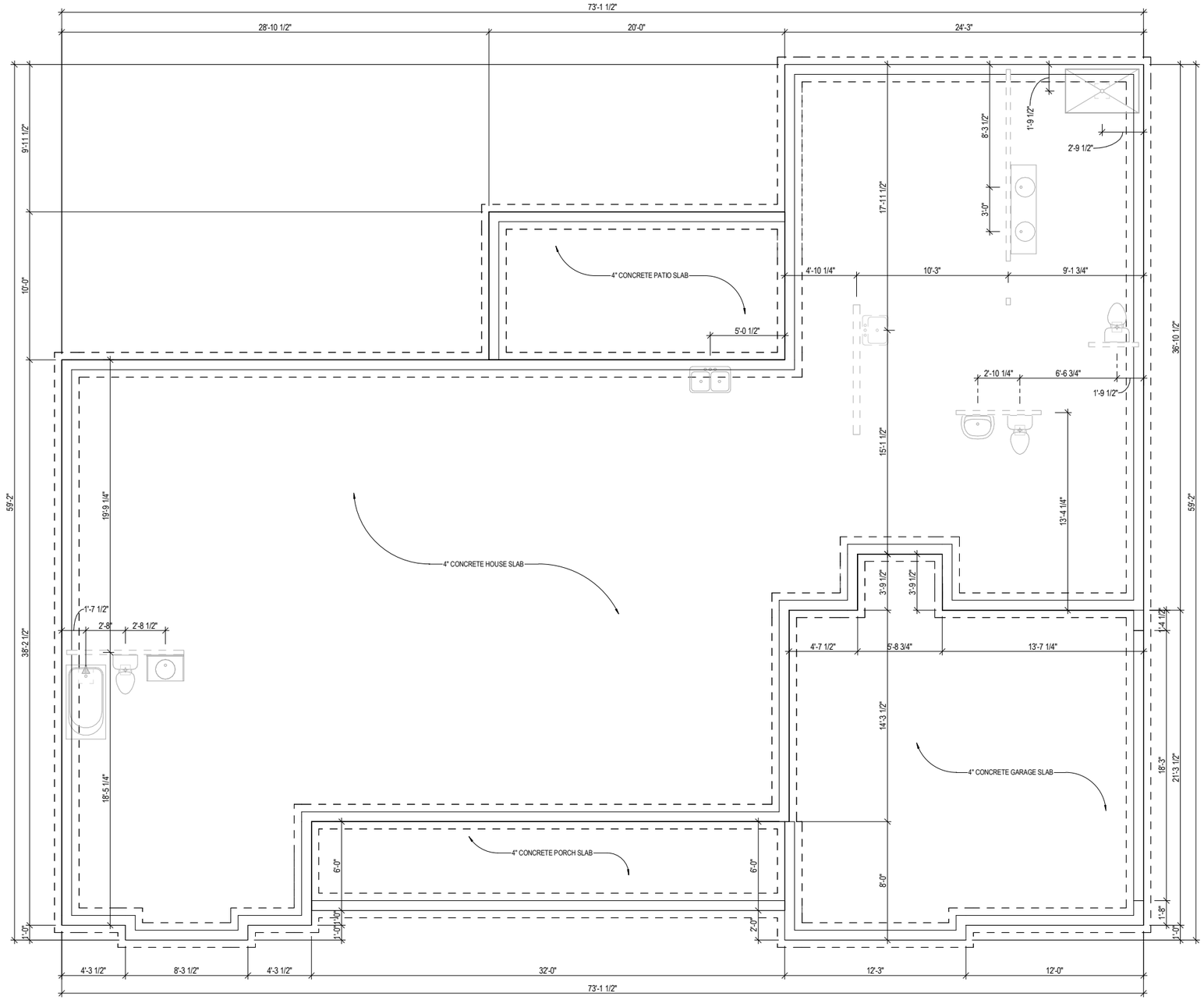

1 A-3.2 **Stem Wall Foundation Interface**

1/8" = 1'-0" WHEN PRINTED ON 11"x17" / ANSI B PAPER SIZE
1/4" = 1'-0" WHEN PRINTED ON 22"x34" / ANSI D PAPER SIZE

NOTE: PLANSOURCE DESIGNS IS NOT RESPONSIBLE FOR THE STRUCTURAL CALCULATIONS FOR THIS CONSTRUCTION PLAN SET. ALL STRUCTURAL DESIGN ELEMENTS, INCLUDING BUT NOT LIMITED TO, BEAM SIZES, FLOOR SPANS, STUD COLUMNS AND FOOTING SIZES, ARE TO BE THE RESPONSIBILITY OF THE BUILDER AND/OR ENGINEER

PLANSOURCE DESIGNS
where design meets innovation

PLANSOURCE DESIGNS, PLLC
NC FIRM LICENSE #: P-2917

Sage

Superior Homes of the Sandhills

Stem Wall Foundation

Date: 1/15/25

Drawn By: sgm

Checked By: sgm

A-3.2

NOTE: THIS SHEET IS AN ARCHTIECTURAL FOUNDATION SHEET INTENDED ONLY FOR EXTERIOR DIMENSIONS AND/OR VENTILATION REQUIREMENTS/SPECIFICATIONS.

SEE SEALED STRUCTURAL PAGE FOR INFORMATION REGARDING, BUT NOT LIMITED TO, FOOTING LOCATIONS AND SPECIFICATIONS, PIER LOCATIONS AND SPECIFICATIONS, DECK FRAMING, AND COMPACTION

Crawl Vent Calculations

SQFT. OF VENTILATION REQ'D =	1329	CRAWL SQFT. /1500 =	0.89 SQFT.
NUMBER OF VENTS REQ'D =	0.89	/ 0.45 SQFT. PER VENT	2 VENTS
VENT SHALL BE PLACED WITHIN AT LEAST 3'-0" FROM EACH FOUNDATION CORNER.			
# OF CORNERS EFFECTED =	10		
NUMBER OF CORNERS IS GREATER THAN SQUARE FOOTAGE REQUIREMENTS, THEREFORE THE NUMBER OF FOUNDATION VENTS REQUIRED IS = **10 VENTS**			

BASED ON TYPICAL AUTOMATIC FOUNDATION VENT HAVING 65 SQ. INCHES OF VENTING.
CONTRACTOR TO CONFIRM ACTUAL VENTS USED AND ADJUST AS NEEDED IN FIELD.

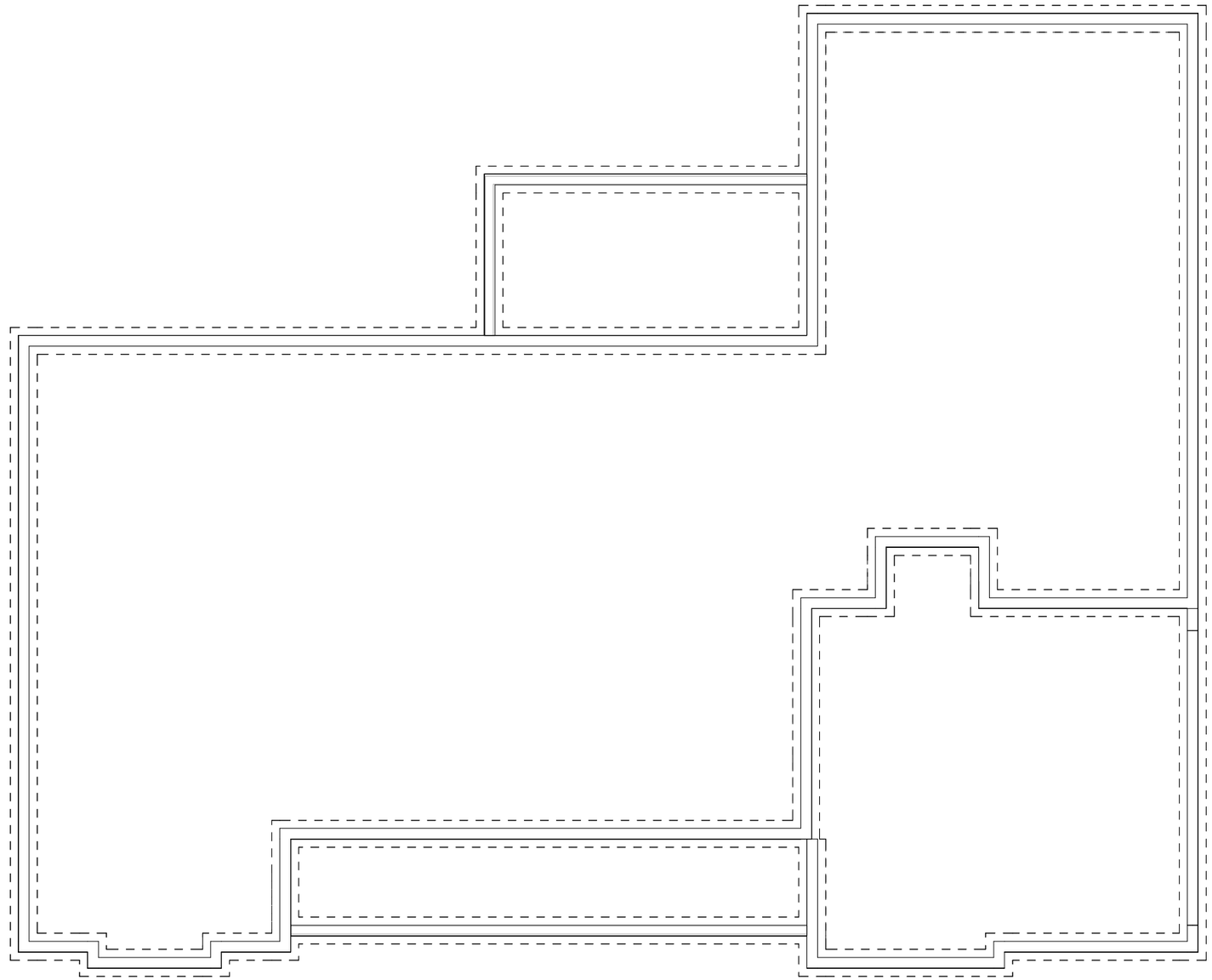

NOTE: PLANSOURCE DESIGNS IS NOT RESPONSIBLE FOR THE STRUCTURAL CALCULATIONS FOR THIS CONSTRUCTION PLAN SET. ALL STRUCTURAL DESIGN ELEMENTS, INCLUDING BUT NOT LIMITED TO, BEAM SIZES, FLOOR SPANS, STUD COLUMNS AND FOOTING SIZES, ARE TO BE THE RESPONSIBILITY OF THE BUILDER AND/OR ENGINEER

1 A-3.3 **Crawl Foundation Interface**

1/8" = 1'-0" WHEN PRINTED ON 11"x17" / ANSI B PAPER SIZE
1/4" = 1'-0" WHEN PRINTED ON 22"x34" / ANSI D PAPER SIZE

PLANSOURCE DESIGNS
where design meets innovation

PLANSOURCE DESIGNS, PLLC
NC FIRM LICENSE #:
P-2917

Sage

Superior Homes of the Sandhills

Crawl Interface

Date: 1/15/25

Drawn By: SGM

Checked By: SGM

A-3.3

ROOF VENT CALCULATIONS

TOTAL AREA UNDER ROOF =	1329
TOTAL VENTILATION REQ'D =	1329/150
BUILDER SHALL PROVIDE =	8.86 SQFT OF VENT

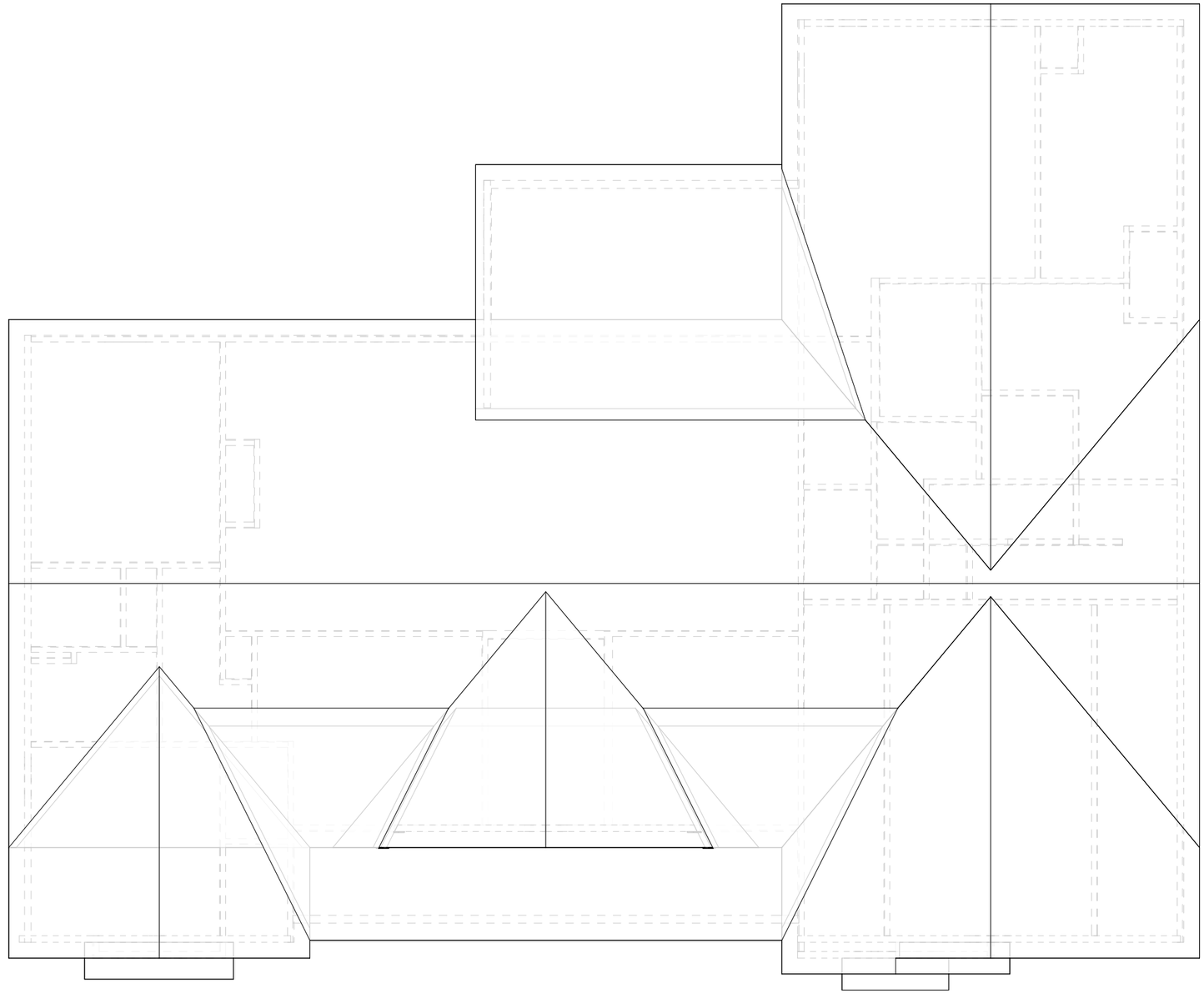

1 A-4 **Roof Plan - A**

1/8" = 1'-0" WHEN PRINTED ON 11"x17" / ANSI B PAPER SIZE
1/4" = 1'-0" WHEN PRINTED ON 22"x34" / ANSI D PAPER SIZE

PLANSOURCE DESIGNS
where design meets innovation

PLANSOURCE DESIGNS, PLLC
NC FIRM LICENSE #:
P-2917

Sage
Superior Homes of the Sandhills
Roof Plan

Date: 1/15/25
Drawn By: sgm
Checked By: sgm

A-4

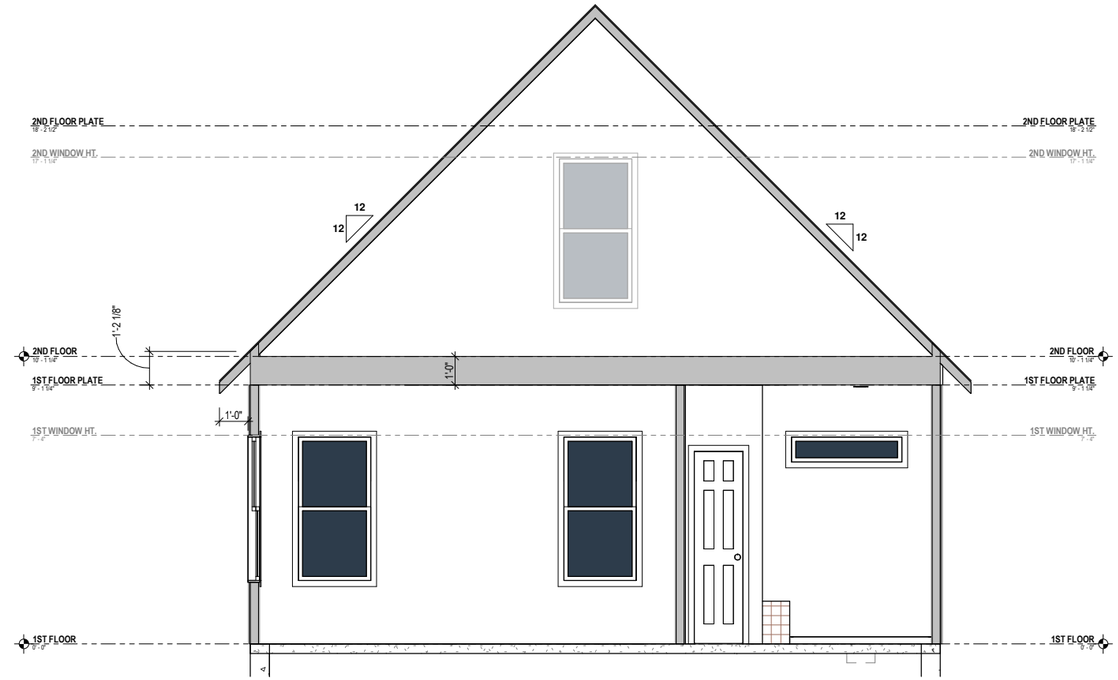

2 Section 2

A-5

3/16" = 1'-0" WHEN PRINTED ON 11"x17" / ANSI B PAPER SIZE
1/4" = 1'-0" WHEN PRINTED ON 22"x34" / ANSI D PAPER SIZE

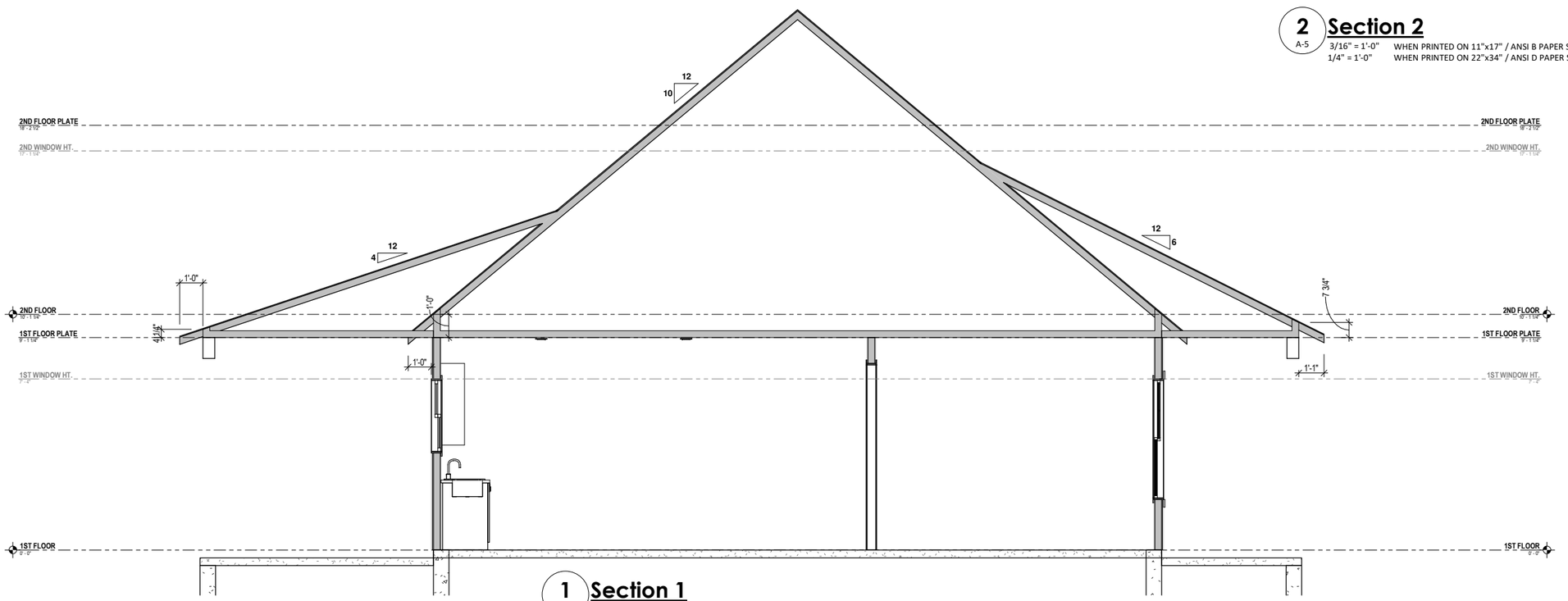

1 Section 1

A-5

3/16" = 1'-0" WHEN PRINTED ON 11"x17" / ANSI B PAPER SIZE
1/4" = 1'-0" WHEN PRINTED ON 22"x34" / ANSI D PAPER SIZE

PLANSOURCE DESIGNS
where design meets innovation

PLANSOURCE DESIGNS, PLLC
NC FIRM LICENSE #:
P-2917

Sage

Superior Homes of the Sandhills

Sections

Date: 1/15/25

Drawn By: sgm

Checked By: sgm

A-5

ELECTRICAL LEGEND

$	SINGLE POLE SWITCH	DB	DOOR BELL BUTTON
3	3-WAY SWITCH	CHIME	DOOR BELL CHIME
4	4-WAY SWITCH	GD	GARAGE DOOR BUTTON
D	DIMMER SWITCH	GDO	GARAGE DOOR OPENER
220	220 VOLT OUTLET	WPGFI	WEATHERPROOF OUTLET
	DUPLEX OUTLET	CLG	CEILING OUTLET
GFI	GROUND FAULT OUTLET	FLR	FLOOR OUTLET
S	SMOKE DETECTOR	CS	CARBON MONOXIDE & SMOKE DETECTOR COMBO
C	CARBON MONOXIDE DETECTOR	DATA	NETWORK OUTLET
TV	TELEVISION OUTLET	PH	TELEPHONE OUTLET
PANEL	SERVICE PANEL		GARBAGE DISPOSAL
M	SERVICE METER	ACCENT	ACCENT LIGHT
	WALL MOUNT LIGHT		SINGLE SCONCE
FLOOD	FLOOD LIGHT		DOUBLE SCONCE
3 BULB	STRIP LIGHT	STR	STAIR LIGHT
	BATH FAN & LIGHT COMBO		BATH FAN
CASTER	CLOSET CASTER LIGHT	UC	UNDER CABINET LIGHT
PC	PULL CHAIN LIGHT	K	KEYLESS LIGHT
	FLUSH MOUNT LIGHT	HANGING	HANGING LIGHT
PNDT	HANGING PENDANT LIGHT	MINI	MINIATURE PUCK LIGHT
	RECESSED CAN LIGHT	EB	RECESSED EYEBALL LIGHT
	FLUORESCENT LIGHT RECTANGULAR	FR	FLUORESCENT LIGHT ROUND
CF	CEILING FAN		LIGHT w/ FAN ROUGH
LCF	LIGHTED CEILING FAN	LCF ROUGH	LIGHT & FAN ROUGH

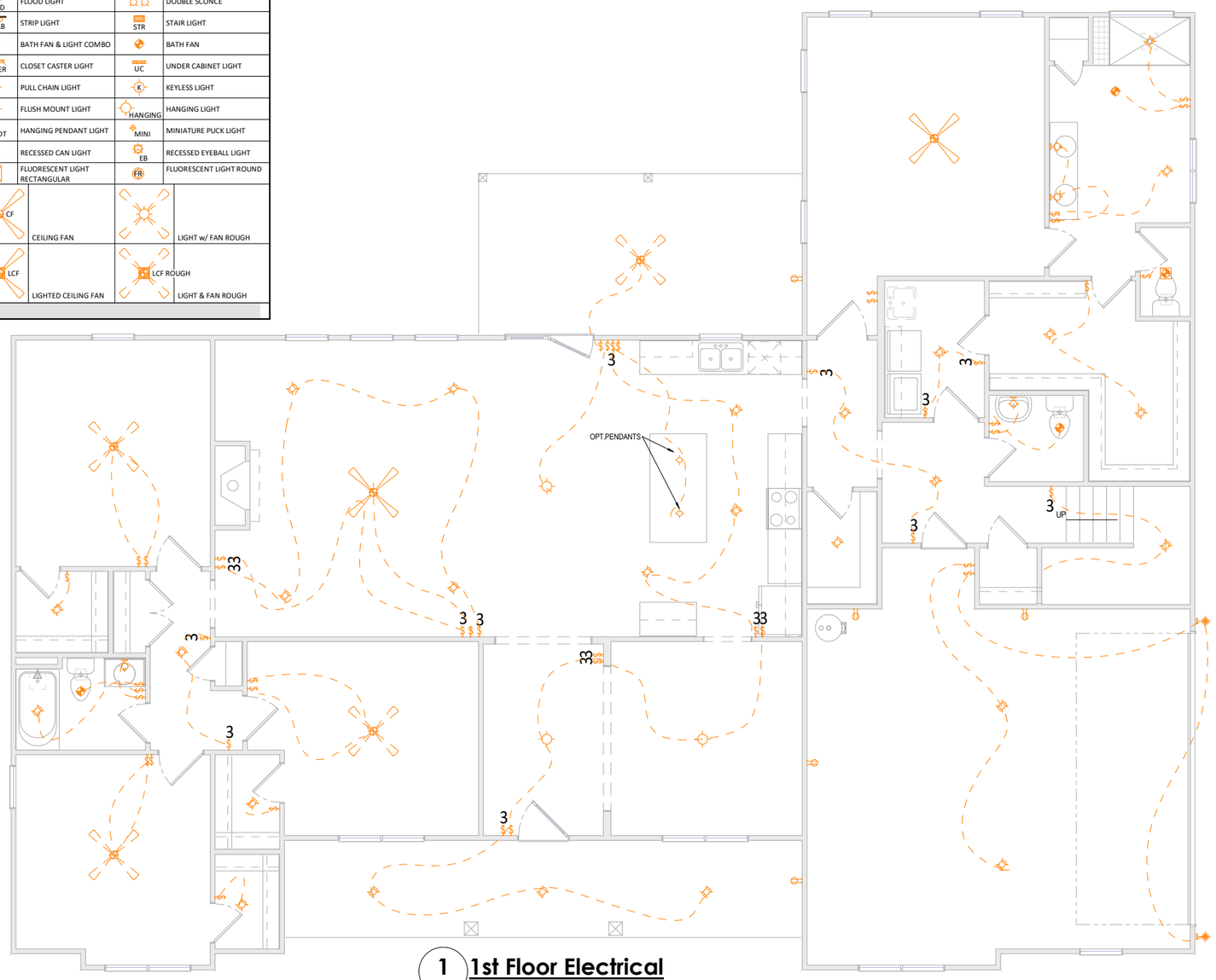

1 A-5.1 **1st Floor Electrical**
1/8" = 1'-0" WHEN PRINTED ON 11"x17" / ANSI B PAPER SIZE
1/4" = 1'-0" WHEN PRINTED ON 22"x34" / ANSI D PAPER SIZE

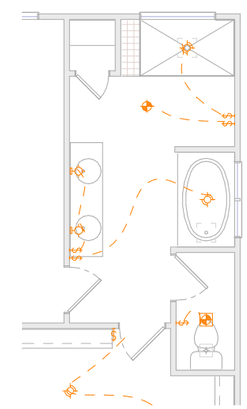

2 A-5.1 **O. Bath Upgrade 1 Elec**
1/8" = 1'-0" WHEN PRINTED ON 11"x17" / ANSI B PAPER SIZE
1/4" = 1'-0" WHEN PRINTED ON 22"x34" / ANSI D PAPER SIZE

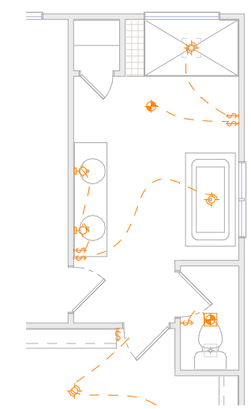

3 A-5.1 **O. Bath Upgrade 2 Elec**
1/8" = 1'-0" WHEN PRINTED ON 11"x17" / ANSI B PAPER SIZE
1/4" = 1'-0" WHEN PRINTED ON 22"x34" / ANSI D PAPER SIZE

PLANSOURCE DESIGNS
where design meets innovation

PLANSOURCE DESIGNS, PLLC
NC FIRM LICENSE #:
P-2917

Sage
Superior Homes of the Sandhills
First Floor Electrical

Date: 1/15/25
Drawn By: sgm
Checked By: sgm

A-5.1

ELECTRICAL LEGEND

$	SINGLE POLE SWITCH	DB	DOOR BELL BUTTON
3	3-WAY SWITCH	CHIME	DOOR BELL CHIME
4	4-WAY SWITCH	GD	GARAGE DOOR BUTTON
D	DIMMER SWITCH	GDO	GARAGE DOOR OPENER
220	220 VOLT OUTLET	WPGFI	WEATHERPROOF OUTLET
	DUPLEX OUTLET	CLG	CEILING OUTLET
GFI	GROUND FAULT OUTLET	FLR	FLOOR OUTLET
S	SMOKE DETECTOR	CS	CARBON MONOXIDE & SMOKE DETECTOR COMBO
C	CARBON MONOXIDE DETECTOR	DATA	NETWORK OUTLET
TV	TELEVISION OUTLET	PH	TELEPHONE OUTLET
PANEL	SERVICE PANEL		GARBAGE DISPOSAL
M	SERVICE METER	ACCENT	ACCENT LIGHT
	WALL MOUNT LIGHT		SINGLE SCONCE
FLOOD	FLOOD LIGHT		DOUBLE SCONCE
3 BULB	STRIP LIGHT	STR	STAIR LIGHT
	BATH FAN & LIGHT COMBO		BATH FAN
CASTER	CLOSET CASTER LIGHT	UC	UNDER CABINET LIGHT
PC	PULL CHAIN LIGHT	K	KEYLESS LIGHT
	FLUSH MOUNT LIGHT	HANGING	HANGING LIGHT
PNDT	HANGING PENDANT LIGHT	MINI	MINIATURE PUCK LIGHT
	RECESSED CAN LIGHT	EB	RECESSED EYEBALL LIGHT
	FLUORESCENT LIGHT RECTANGULAR	FR	FLUORESCENT LIGHT ROUND
CF	CEILING FAN		LIGHT w/ FAN ROUGH
LCF	LIGHTED CEILING FAN	LCF ROUGH	LIGHT & FAN ROUGH

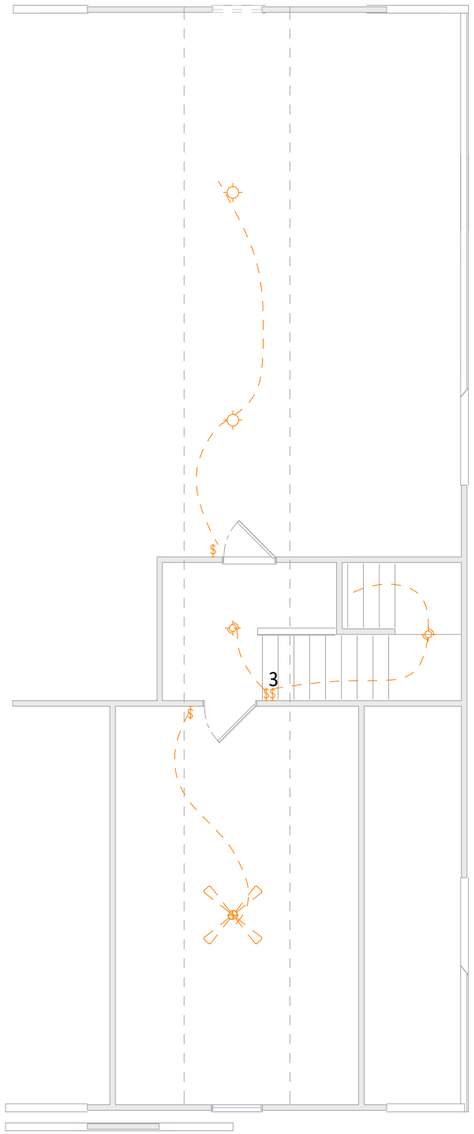

1 A-5.2 **2nd Floor Electrical Plan - Rec Only**

1/8" = 1'-0" WHEN PRINTED ON 11"x17" / ANSI B PAPER SIZE
1/4" = 1'-0" WHEN PRINTED ON 22"x34" / ANSI D PAPER SIZE

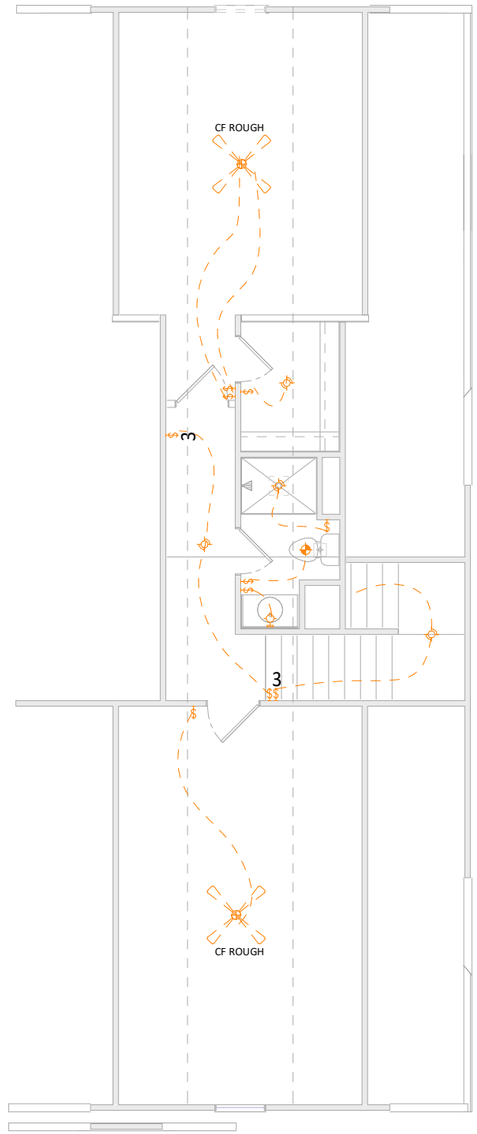

2 A-5.2 **2nd Floor Electrical Plan - Bed 5**

1/8" = 1'-0" WHEN PRINTED ON 11"x17" / ANSI B PAPER SIZE
1/4" = 1'-0" WHEN PRINTED ON 22"x34" / ANSI D PAPER SIZE

PLANSOURCE DESIGNS
where design meets innovation

PLANSOURCE DESIGNS, PLLC
NC FIRM LICENSE #:
P-2917

Sage
Superior Homes of the Sandhills
Second Floor Electrical

Date: 1/15/25
Drawn By: sgm
Checked By: sgm

A-5.2