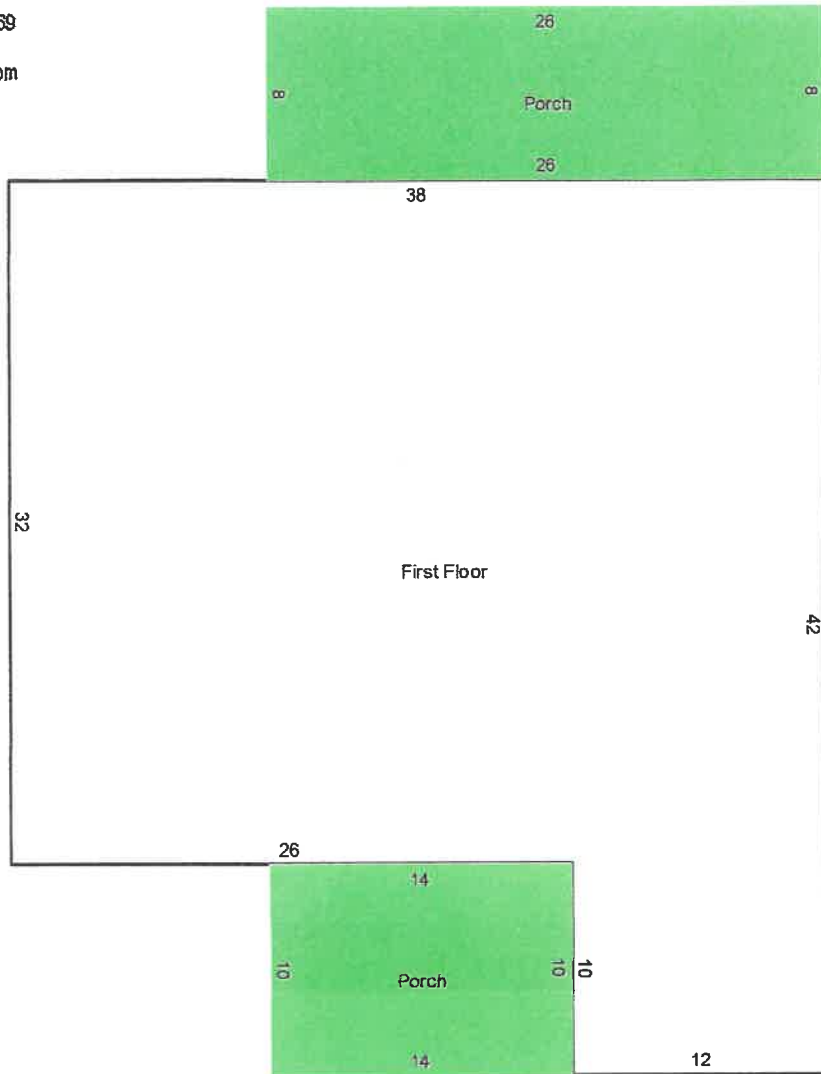


HMS Certified Home Measuring Services

Wiley Ballard, Certified Measurement Specialist
 PO Box 7315
 Ocean Isle Beach, NC 28469
 Ph: 828-320-0014
 measurementpro@gmail.com

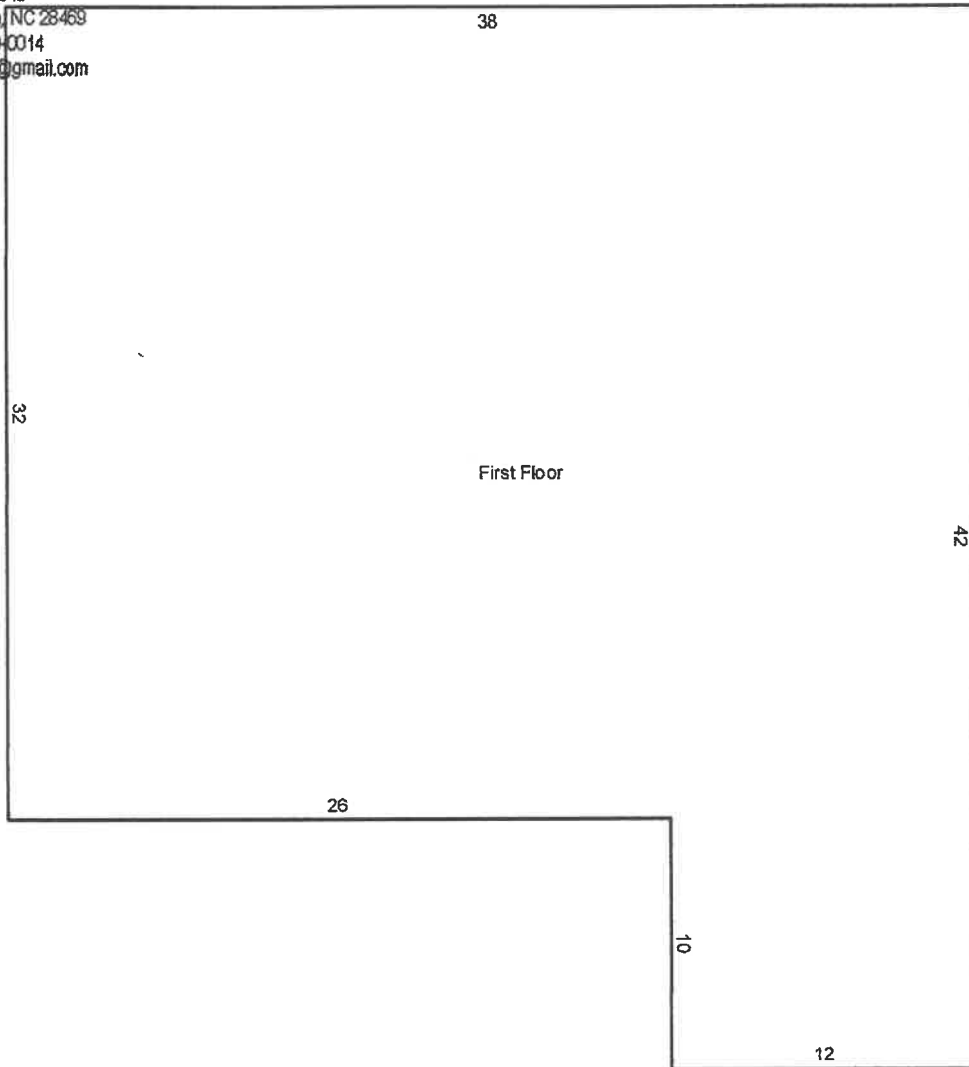


		Calculation	
		Summary	Detail
	Living Area	First Floor	1336.0
		Total Living Area	1336.0
	Porch Area	Porch	348.0
		Total Porch Area	348.0
	Grand Total		
Living Area			
Garage Area			
Porch Area			
Patio/Deck Area			
Misc. Area			
Basement Area			
Storage Area			
Lot Area			

HMS Certified Home Measuring Services

Wiley Ballard, Certified Measurement Specialist

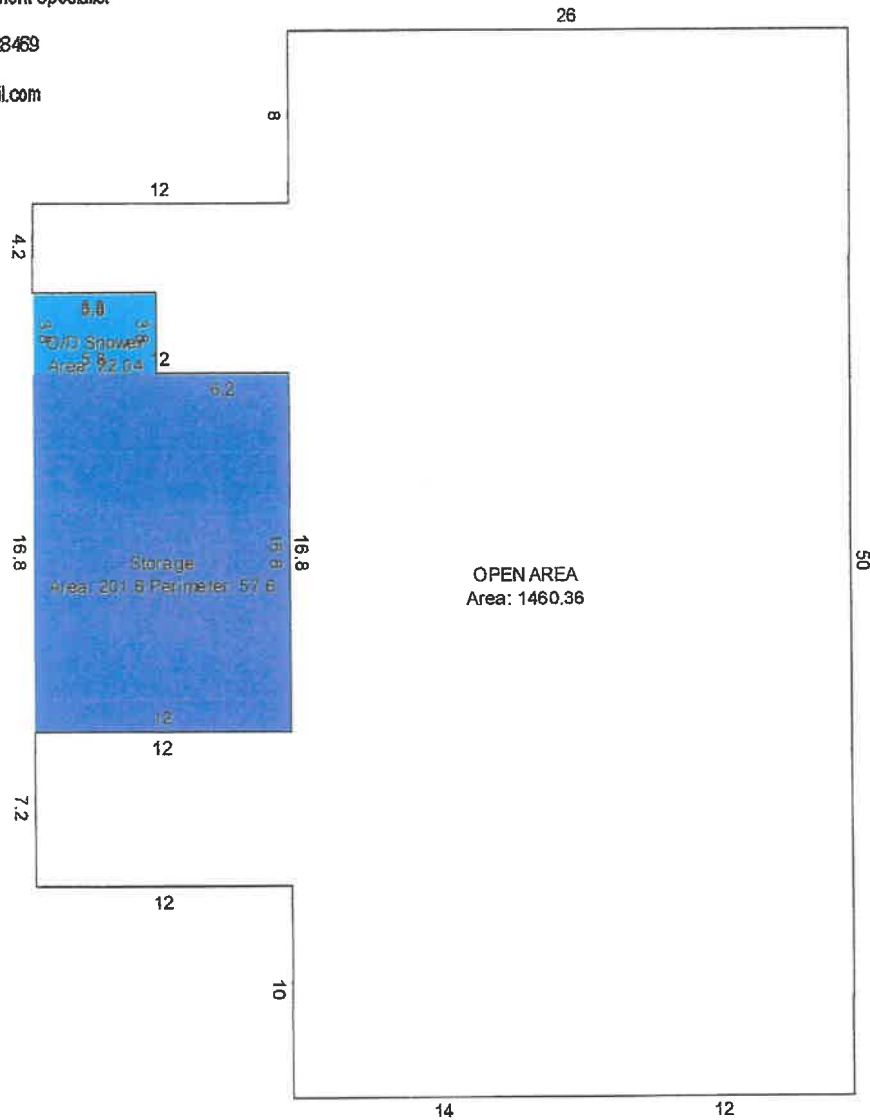
PO Box 7315
 Ocean Isle Beach, NC 28469
 Ph: 828-320-0014
 measurementpro@gmail.com



Calculation	
Summary	Detail
Living Area	Living Area
First Floor	First Floor
Total Living Area	A1: 12.0 X 10.0 = 120.0
	A2: 32.0 X 38.0 = 1216.0
	Total Living Area
	1336.0
Grand Total	
Living Area	1336.0
Garage Area	
Porch Area	
Patio/Deck Area	
Misc. Area	
Basement Area	
Storage Area	
Lot Area	

HMS Certified Home Measuring Services

Wiley Ballard, Certified Measurement Specialist
 PO Box 7315
 Ocean Isle Beach, NC 28469
 Ph: 828-320-0014
 measurementpro@gmail.com




		Calculation	
		Summary	Detail
		Misc. Area	Misc. Area
		O/D Shower	O/D Shower
		Total Misc. Area	Total Misc. Area
		Storage Area	Storage Area
		Storage	Storage
		Total Storage Area	Total Storage Area
		Parking Area	Parking Area
		OPEN AREA	OPEN AREA
		Total Parking Area	Total Parking Area
		Grand Total	
Living Area			
Garage Area			
Porch Area			
Patio/Deck Area			
Misc. Area	22.0		
Basement Area			
Storage Area	223.6		
Lot Area			

COASTAL HOME MEASUREMENT PRO

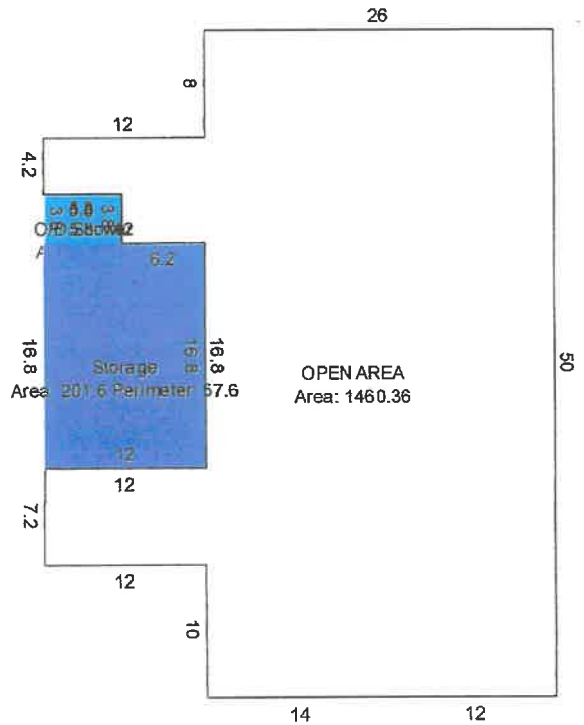
HMS Certified Home Measuring Services

Wiley Ballard, Certified Measurement Specialist
 PO Box 7315
 Ocean Isle Beach, NC 28469
 Ph: 828-320-0014
 measurementpro@gmail.com

405 5TH ST



OPEN AREA
 Area: 89.32



Calculation			
		Summary	Detail
	Misc. Area		Misc. Area
	O/D Shower	22.0	O/D Shower
	Total Misc. Area	22.0	D1: 3.8 X 5.8 = 22.0
	Storage Area		Total Misc. Area
	Storage	223.6	Storage Area
	Total Storage Area	223.6	Storage
	Parking Area		C1: 12.0 X 16.8 = 201.6
	OPEN AREA	1549.7	Storage = 22.04
	Total Parking Area	1549.7	Total Storage Area
			Parking Area
		OPEN AREA	
		B1: 4.2 X 12.0 = 50.4	
		B2: 3.8 X 6.2 = 23.6	
		B3: 7.2 X 12.0 = 86.4	
		B4: 26.0 X 50.0 = 1300.0	
		A1: 11.6 X 7.7 = 89.3	
		Total Parking Area	
Grand Total			1549.7
Living Area			
Garage Area			
Porch Area			
Patio/Deck Area			
Misc. Area		22.0	
Basement Area			
Storage Area		223.6	
Lot Area			